

Moving Up

Your booklet to help you with your transition.



Name: _____

When this booklet is completed, you can take it home to help you with preparing for Woodbrook Vale over the summer holidays.

Welcome to Woodbrook Vale School

You are now on your journey to secondary school and it is important to make sure that you are prepared.

This booklet will give you lots of information about Woodbrook Vale that can help you and your parents.

This transition is designed to help you as a new student so if you want to ask anything, raise your hand and we will be happy to answer.



Remember, no question is silly and somebody else is probably thinking the same as you.

Let's get started!

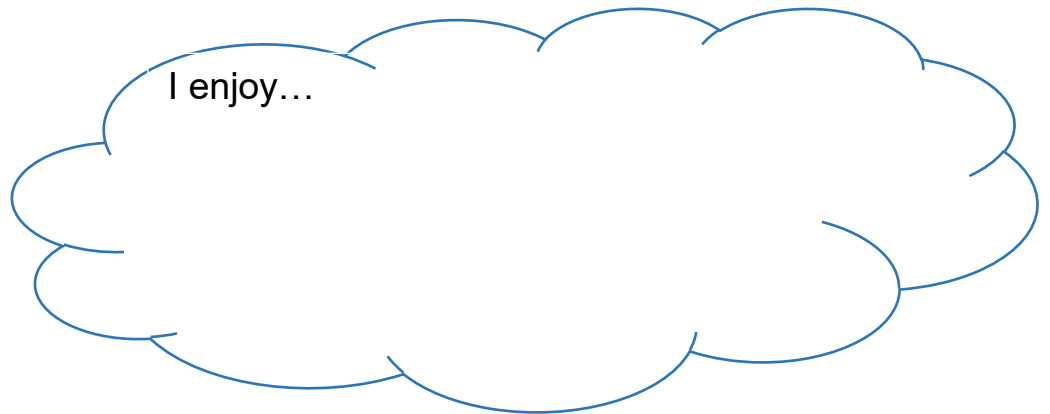

Aspire Enjoy Succeed

Here at Woodbrook Vale, we want you to aspire, enjoy and succeed throughout your time here. But what do these words mean? Can you give examples for each word?



Aspire :to aim for something special that means something to you.



Enjoy :to find something fun and experience joy.



Succeed :to accomplish something that you have worked hard for.



What Does the School Look Like?



Woodbrook Vale may be bigger than your primary school but it is easy to find your way around.

Throughout the building, we have a one-way system.

Why is a one-way system helpful?

A diagram illustrating a one-way system. It consists of two large, curved arrows forming a circle. The top arrow is green and points to the right. The bottom arrow is blue and points to the left. The text "Why is a one-way system helpful?" is centered between the two arrows.

COVID-19

We ask that when you are making your way around school that you follow our distancing rules. If you are unsure about any of these rules, teachers and other members of staff will be happy to answer your questions.

- Keep a 2m distance between you and other students.
- Wash your hands often



How can you stop coronaviruses spreading?

If you need to cough or sneeze



Catch it with a tissue



Bin it



Kill it by washing your hands with soap & water or hand sanitiser

You should wash hands with soap & water or hand sanitiser



After breaks & sport activities



Before cooking & eating



On arrival at any childcare or educational setting



After using the toilet



Before leaving home



Try not to touch your eyes, nose, and mouth with unwashed hands



Do not share items that come into contact with your mouth such as cups & bottles



If unwell do not share items such as bedding, dishes, pencils & towels

A Tour around the School

Student Support Office



We will begin by entering the school and heading towards the student office

The Student Office is the place to go if you have a query, you are signing in to school or signing out.

Humanities



The Humanities rooms are all together; you may have lessons in rooms 5 and 7, rooms 3 and 4 or rooms 1 and 2.

Toilets



There are plenty of toilets around the school. In each toilet block, one side is designated for girls, the other for boys.

Normally, students only use the toilets at break or lunchtimes. However, if you have a medical condition and you need to go to the toilet during lesson times, you will be given a toilet pass.

School Library



At Woodbrook Vale, we think reading is really important. The library has an excellent variety of great books and they are easy to check out. We also have lots of exciting Accelerated Reader books to help develop your reading skills.

Close to the library, you will also find some of the Modern Foreign Languages rooms (MFL) Here you will get the chance to learn some French and Spanish.

The Hub



The library is where the Hub takes place. Here you can get support with homework after school.

Careers, Support and Intervention Room



The CSI room is a small teaching room that you may have small group lessons in. You might also have careers meetings here

The CSI room is near to the staff room Staff have break and lunch in here.

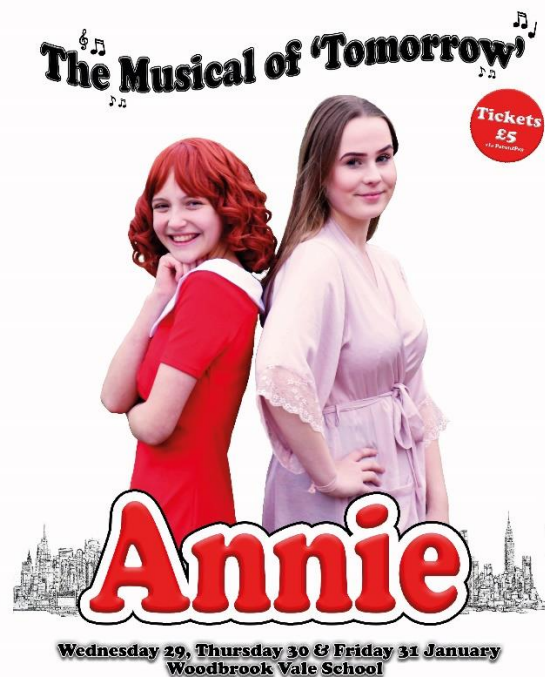
Wellbeing Room




Ms Rennocks and Ms Monsour work in the wellbeing room; this is a space where students might get extra support if they need it. There are also some wellbeing clubs here.

Drama Studio

You will come into the Drama studio every week for your year group assembly, you will also have Drama lessons in here. Of course, not forgetting the annual school production that you can take part in, either on stage or behind the scenes.



Art and Design




In Art and Design, you can get the chance to learn about Art, Food and Nutrition and Design and Technology. This involves many practical activities like cooking, pottery, painting and making to name a few.



Maths



Maths rooms are rooms 12-15. Most maths lessons will happen here, but sometimes you might be in a different classroom



Medical Room



The medical room is where to go if you feel unwell. If you feel poorly in a lesson, tell your teacher or an adult who is in the room with you.

If you have medication that you take at school, you will come to the medical room to take it. There are always staff at the medical room who can help you. This is right next to the student office.

Student Office Board



This is the student office board, here you will find important notices. This is right next to the medical room and the student office.


You will be told about the student bulletin during tutor times, this is just somewhere you can go to check it

SEND

This is the SEND office; here you will find Mrs Smith and Mrs Tyers. If you need extra support, you can come here to ask for some help.



Normally, Mrs Tyers and Mrs Smith would be in here, ready to help you.



These blue and yellow lockers are next to the SEND office and room 16. You leave your key on a hook in the SEND office.

Room 16



Room 16 is a safe space for you to go at break and lunchtime. You can play games, chat and eat your packed lunch. There will always be a friendly adult there.

Some small group lessons take place in room 16 too.

Science



During your science lessons, you get a chance to learn about biology, physics and chemistry. You will also have the opportunity to do some experiments.

English



There are six classrooms in the English block. Rooms 17, 18 and 19 are on the ground floor. Rooms 20, 21 and 22 are upstairs.

There is a lift if a medical need requires. Students with mobility needs will wherever possible, be roomed in a downstairs classroom.

Sports Hall



There are changing rooms, a classroom as well as the sports hall in this building. During PE lessons, you might do activities inside or outside. There are lots of sports clubs you could take part in.



Dining room



This is the way in and out of the dining room.

There is a covered, outside seating area here and plenty of seating elsewhere in the courtyards and outside for packed lunches.



There are two areas to collect your food. This is the main hot-food counter where you can buy traditional meals as well as burgers and pizza. You can also purchase drinks here. There is a menu for each day of the week.



The other area to buy food is over on this side of the dining room.

You can purchase sandwiches, salads and pasta pots.

If you choose to buy food at school, we operate a cashless catering system. You use your thumb print to pay for your food. There is a pay-station in the dining room. Parents can also add money to your thumbprint online. Your form tutor will go through this with you.

The Ball Court



This is an area you can play in at break/lunchtime.

This is also where you will line up when the fire alarm sounds. Each form has a number to stand against. Do not worry about this - your form tutor will explain and go through this with you.

Coping with Change – Being Resilient

Moving up to secondary school is a very big journey and although you may be nervous, there are many things to look forward to.



I'm looking
forward to...

I'm a bit nervous
about...



Coping with Change – New Student Questions

Every year here at Woodbrook Vale we welcome over a 100 new children who all have thousands of questions. Every question is a good question and we are always happy to answer them.

Here are some previously asked questions...



Q: Will I get into trouble if I get lost?

A: No you won't. There will be lots of friendly people to help you find your way around the school.

Q: Can I have a locker?

A: Anyone can have a locker.

Who can use room 16?

A: Anyone who needs a quiet or safe space can use room 16. This is usually agreed with you or your parents.

Q: What are goals and stages?

A: Goals are rewards for trying your best and producing good work. Stages are the consequences for not following our expectations.

Q: What happens in detention?

A: In detention students go to the designated room for 10, 20 or 30 minutes at break, lunchtime or after school. Students complete work set.

What our students say...

I was scared to start at Woodbrook Vale, lots of my friends went to different schools. My new class are so friendly and I now laugh at how frightened I was on the first day.

I liked the food at my primary school but the food here is much better, well worth the queue.

Before I started at Woodbrook I was worried about getting lost. I worried about it for the first 2 weeks after I started. I did get lost but other students helped me and I didn't get into trouble. Everyone is so friendly.




Since starting at Woodbrook Vale I have become much more organised and I now remember my homework every day to avoid detention. Detentions are boring.

If I work hard I can earn Goals. Prizes are given out to top goal scorers. I avoid stages as these build up to detentions.


Subjects

At Woodbrook Vale, there are lots of different subjects and you may not have done some of them before at your primary school. Some of the subjects might also be a bit different to what you are used to.


Circle the subjects that you have not done at school before.



Hello!
Bonjour!
Salut!



School Times



School starts at:

You will have a 15-minute registration with your tutor and then will change rooms for different lessons. A different teacher teaches each lesson. There are 6 lessons and they are each 50-minutes long.

Lesson 1: 8:45 – 9:35

Lesson 2: 9:35 – 10:25

Break Time: 10:25 – 10:45

Lesson 3: 10:45 – 11:35

Lesson 4: 11:35 – 12:25

Lunch Time: 12:25 – 1:20

Lesson 5: 1:20 – 2:10

Lesson 6: 2:10 – 3:00

Timetable

You will be given your own timetable for when you start at Woodbrook Vale which will tell you what lesson you are in and when.

If you could create your own timetable with your favourite subjects, what would it look like?

Friday						
Thursday						
Wednesday						
Tuesday						
Monday						
	1	2	3	4	5	6

Getting Organised - Uniform

At Woodbrook Vale, we have a very smart uniform and you should feel very proud when wearing it.

Do you know what a Woodbrook Vale student would wear?


- Blazer
- Shirt
- Tie
- Trousers/skirt
- Shoes

- PE Top
- Black
Trousers
- Trainers
- PE Hoodie



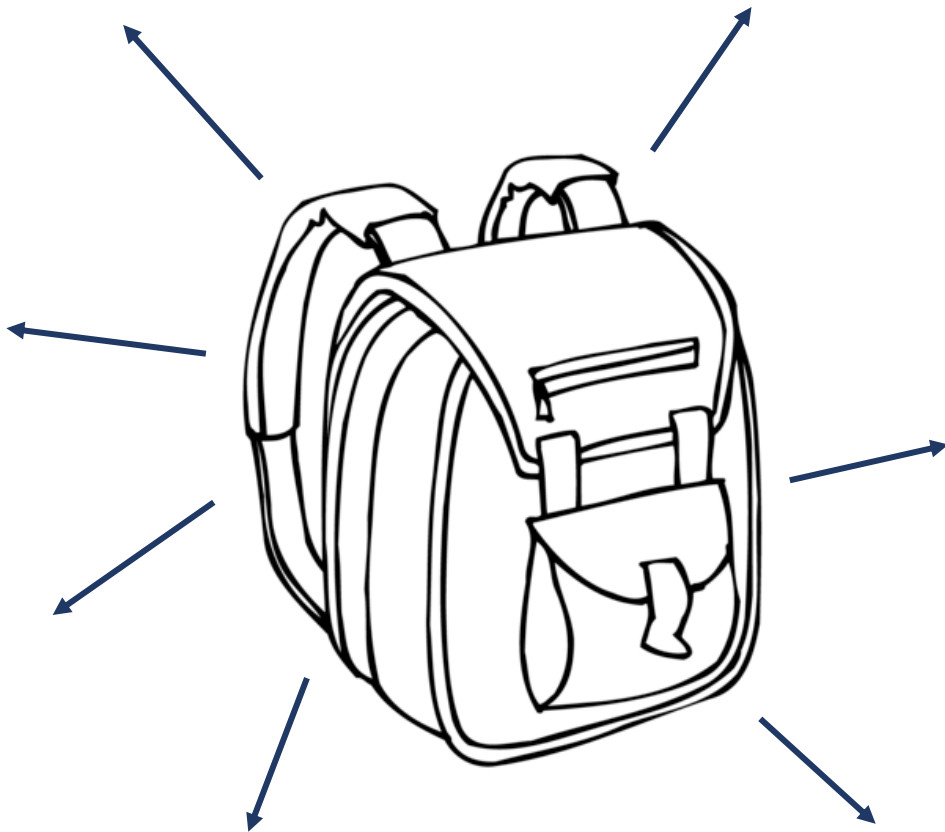
Have you seen our
new skirt?

Why not draw yourself wearing the uniform or PE kit.



Getting Organised - Equipment

You will need a bag to put your school things in. But do you know what to put in it?



Getting Organised, what have you packed?

Pencil case:

- ❖ Pens (blue or black)
- ❖ Green pen
- ❖ Pencils
- ❖ Rubber
- ❖ Sharpener
- ❖ Ruler and Protractor
- ❖ Scientific calculator (Casio are best)

PE Kit:

- ❖ Trainers
- ❖ PE top
- ❖ Shorts/Sports trousers
- ❖ Hoodie?
- ❖ Plastic bag for muddy shoes?

Reading Book

Lunch (if not using school canteen)

Bottle of water

Planner

School books

Timetable

Homework

Your First Day of Year 7

It is really important that you are organised and are ready to start not only your first day as a Woodbrook Vale student, but every day at the school.



1. Have I got all of my equipment?
2. What lessons do I have tomorrow?
(you won't know this for your first day).
3. What books do I need for those lessons?
4. Do I need my PE kit? **(Bring it just in case)**
5. Do I know where all of my uniform is?
6. Is my uniform clean and tidy?
7. Have I done homework that is due in tomorrow?
(you won't need to worry about this on your first day either).

Planning Your Day



Planning how you will get to school is important. You will need to think about...

How will I get to and from school?



Who will I go with?



What time will I have to leave home?



Make sure that you give yourself enough time to get to school. You could practice the route in the summer holidays.

Asking for Help

At school, it is normal to ask for help. Most people will have worries but your new teachers are here to help you so do not be afraid to ask them.

No question is too silly but your friends may also be able to help you so do not be afraid to ask them either.


Homework

A lot of students worry about homework.

Homework is set by your subject teacher and you will be given a date in which it needs to be done by. All homework is written in your planners (you can always ask a teacher to help you write it in) and is also put on GO 4 Schools.

If you are struggling with homework, go and see your teacher before it is due. They will always be happy to help you.

Give yourself plenty of time to do homework and do not leave it until the last minute.



Remember

Ask for help

Be organised and get everything ready the night before.

Use this booklet to help you.

Be positive and excited about your new school

If you are worried, talk to someone



Aspire to be the best that you can be

Enjoy your time here



Recognise success, no matter how big or small

And now you're ready...

Hopefully, this booklet has given you lots of information and made you excited to start your journey at Woodbrook Vale.

We hope that you feel confident and ready to grow at your new school.

If you have any questions, make sure you ask them or write them down until you can ask the right person.

We hope that you have a lovely summer holiday and we cannot wait to see you in your smart uniform after the school break.

See you soon.

